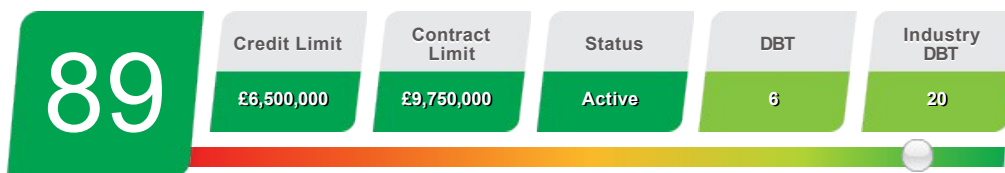


Company Name: **KODAK LIMITED**
Company No: **00059535**
Safe No: **UK00005170**

Company Status: **Active - Accounts Filed**



Registered Address: **BUILDING 8
CROXLEY GREEN BUSINESS PARK
WATFORD
WD18 8PX**

Your Name: **Nick Rix**
Your User ID: **100998518**
Date / Time: **10:25 Wednesday, 23 March 2016**

Your Name: Nick Rix
Your User ID: 100998518
Date / Time: 10:25 Wednesday, 23 March 2016

Limited Company
 Report Summary

Company Name: KODAK LIMITED
Company Number: 00059535
Safe Number: UK00005170



Company Summary

Registered Address	BUILDING 8 CROXLEY GREEN BUSINESS PARK WATFORD WD18 8PX	Trading Address	Building 8 Croxley Green Business Park Watford Herts WD18 8PX WD18 8PX
Website Address	http://www.kodak.co.uk		
Telephone Number	08708501904	Fax Number	
TPS	No	FPS	Yes
Incorporation Date	15/11/1898		
Previous Name		Type	Private limited with Share Capital
Date of Change	-	FTSE Index	-
Currency	GBP	Filing Date of Accounts	27/06/2015
SIC07	58190	Share Capital	£130,000,010
SIC07 Description	OTHER PUBLISHING ACTIVITIES		
Principal Activity	The provision of acting as a sales agent of equipment, consumables and servicing for photographic and printing products, and also the supply of manufacturing services to the photographic and printing industries and services associated with these activities.		

Credit Rating & Limit

Todays Rating [1-100]	89
Previous Rating [0-100]	95
Todays Limit	£6,500,000
Previous Limit	£6,900,000
Todays Contract Limit	£9,750,000

Based upon the company's latest industry classification, today's rating of 89 places the company in the upper 25% of 6332 companies sampled from the same industry

Rating - Key Financials Filed / Established

Rating	Description
● 71 - 100	Very Low Risk
● 51 - 70	Low Risk
● 30 - 50	Moderate Risk
● 21 - 29	High Risk
● 1 - 20	Very High Risk
Not Rated	Please see report for description

Rating - Newly Incorporated

Rating	Description
● 51 - 100	Low Risk
● 30 - 50	Moderate Risk
● 1 - 29	Caution - High Risk
Not Rated	Please see report for description

INTERNATIONAL SCORE

International Score Description:
Very Low Risk
 The Creditsafe International Score represents a

SCORE DESCRIPTION

A	Very Low Risk
B	Low Risk
C	Moderate Risk

common risk scoring platform which enables companies to be compared on an international basis.

D	High Risk
E	Not Rated

Key Financials

Year to Date	Turnover	Pre Tax Profit	Shareholder	Funds Employees
31/12/2014	£35,600,000	£400,000	£98,600,000	402
31/12/2013	£68,800,000	£767,600,000	£95,000,000	783
31/12/2012	£91,000,000	£14,600,000	-£586,300,000	1083

Mortgage Summary

Total Mortgage	4
Outstanding	2
Satisfied	2

Trade Debtors / Bad Debt Summary

Total Number of Documented Trade	34
Total Value of Documented Trade	£418,747

Commentary

This company has been treated as a Large company in respect of the rating/limit generated.

This company's return on total assets employed ratio indicates a relatively efficient use of assets.

This company has only made late payments on a low percentage of invoices.

This company's ratio of total liabilities to total assets indicates the presence of strong equity funding.

The company has more cash than short term bank borrowings.

This company trades in an industry with a moderate level of corporate failures.

CCJ

Total Number of Exact CCJs -	0	Total Value of Exact CCJs -	
Total Number of Possible CCJs -	0	Total Value of Possible CCJs -	
Total Number of Satisfied CCJs -	0	Total Value of Satisfied CCJs -	
Total Number of Writs -	-		

Payment Information

Company DBT



Payment Trend



STABLE

Customer Payment Experiences



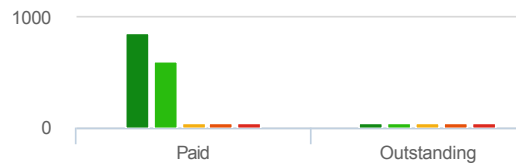
Number of Experiences

-

Customer Payment Experiences are supplied by Creditsafe users based on their payment experience with their customers.

Trade Payment Information

Average Invoice Value	7176.58
Invoices available	1518
Paid	1506
Outstanding	12



Trade Payment Data is information that we collect from selected third party partners who send us information about their whole sales ledger.

■ Within Terms
 ■ 0-30 Days
 ■ 31-60 Days
■ 61-90 Days
 ■ 91+ Days

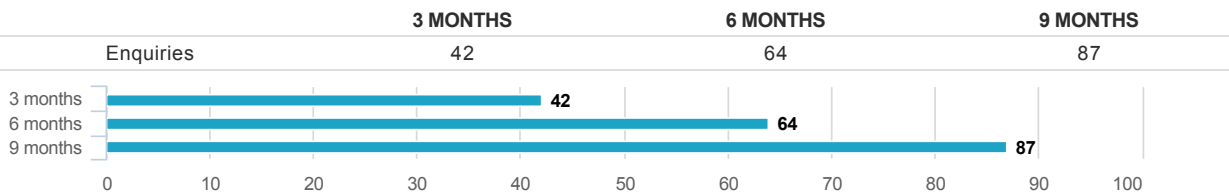
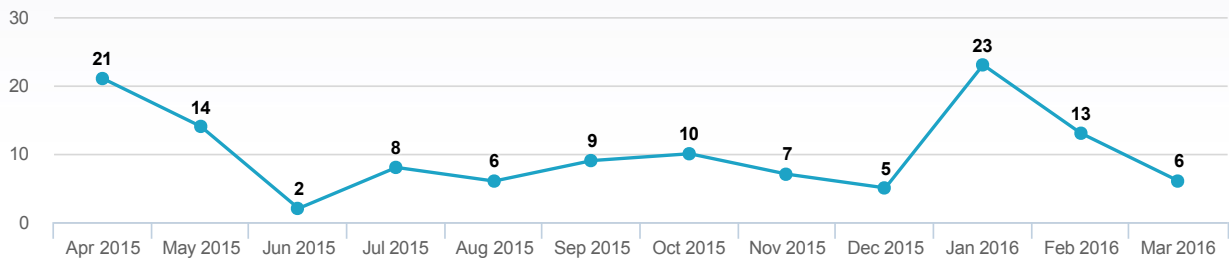
Enquiries Trend

The last enquiry date was 15/03/2016

There have been 124 enquiries in the last 12 months.

There are an average of 10 reports taken each month.

Monthly Breakdown



Total Current Directors	3
Total Current Secretaries	1
Total Previous Directors / Company Secretaries	42

Current Directors

Title	Mrs	Function	Director
Name	Helen Veronica Isaacs	Nationality	British

Date of Birth	01/1962	Present Appointments	7
Latest Address	Building 8 Croxley Green Business Park, Hatters Lane, Watford, Herts	Appointment Date	26/02/2010
Post Code	WD18 8PX		
Title	Mr	Function	Director
Name	Philip Andrew Cullimore	Nationality	British
Date of Birth	09/1965	Present Appointments	1
Latest Address	Building 8 Croxley Green Business Park, Hatters Lane, Watford, Herts	Appointment Date	15/01/2013
Post Code	WD18 8PX		
Title	Ms	Function	Director
Name	Susan White	Nationality	British
Date of Birth	02/1972	Present Appointments	1
Latest Address	Building 8 Croxley Green Business Park, Hatters Lane, Watford, Hertfordshire	Appointment Date	11/01/2016
Post Code	WD18 8PX		









Current Company Secretary








Title	Ms	Function	Company Secretary
Name	Helen Veronica Isaacs	Nationality	British
Date of Birth	-	Present Appointments	1
Latest Address	Building 8 Croxley Green Business Park, Hatters Lane, Watford, Herts	Appointment Date	26/02/2010
Post Code	WD18 8PX		

Top Shareholders


















Name	Currency	Share Count	Share Type	Nominal Value	% of Total Share Count
EASTMAN KODAK COMPANY	GBP	130,000,000	ORDINARY A	1	100
KPP TRUSTEES LTD	GBP	1,000	ORDINARY B	0.01	0

Profit & Loss






Date Of Accounts	31/12/14	(%)	31/12/13	(%)	31/12/12	(%)	31/12/11	(%)	31/12/10
Weeks	52	(%)	52	(%)	52	(%)	52	(%)	52
Currency	GBP	(%)	GBP	(%)	GBP	(%)	GBP	(%)	GBP
Consolidated A/cs	N	(%)	N	(%)	N	(%)	N	(%)	N
 Turnover	£35,600,000	-48.3%	£68,800,000	-24.4%	£91,000,000	-4.5%	£95,300,000	-5.1%	£100,400,000
 Export	-	-	-	-	-	-	-	-	-
 Cost of Sales	£29,700,000	-45.2%	£54,200,000	-13%	£62,300,000	-10.6%	£69,700,000	-13.2%	£80,300,000
 Gross Profit	£5,900,000	-59.6%	£14,600,000	-49.1%	£28,700,000	12.1%	£25,600,000	27.4%	£20,100,000
 Wages & Salaries	£22,100,000	-47.4%	£42,000,000	10.2%	£38,100,000	-28.7%	£53,400,000	-19.3%	£66,200,000
 Directors Emoluments	£440,000	10%	£400,000	-52.4%	£840,000	13.5%	£740,000	-43.1%	£1,300,000
 Operating Profit	£500,000	-99.9%	£766,700,000	999.9%	£14,900,000	33%	£11,200,000	107.4%	£5,400,000
 Depreciation	£5,600,000	-99.1%	£630,000,000	999.9%	£7,100,000	18.3%	£6,000,000	-45.5%	£11,000,000

 Audit Fees	£100,000	-	£100,000	-	£100,000	-	£100,000	-	£100,000
 Interest Payments	£600,000	-33.3%	£900,000	-	-	-	-	-	-
 Pre Tax Profit	£400,000	-99.9%	£767,600,000	999.9%	£14,600,000	5.8%	£13,800,000	106%	£6,700,000
 Taxation	-£100,000	94.1%	-£1,700,000	-70%	-£1,000,000	-103.3%	£30,500,000	643.9%	£4,100,000
 Profit After Tax	£300,000	-100%	£765,900,000	999.9%	£13,600,000	-69.3%	£44,300,000	310.2%	£10,800,000
 Dividends Payable	-	-	-	-	-	-	-	-	-
 Retained Profit	£300,000	-100%	£765,900,000	999.9%	£13,600,000	-69.3%	£44,300,000	310.2%	£10,800,000






Balance Sheet

Date Of Accounts	31/12/14	(%)	31/12/13	(%)	31/12/12	(%)	31/12/11	(%)	31/12/10
 Tangible Assets	£46,400,000	-10.3%	£51,700,000	-50.1%	£103,700,000	-15.1%	£122,200,000	-44.2%	£218,900,000
 Intangible Assets	0	-	0	-	0	-100%	£1,700,000	-50%	£3,400,000
 Total Fixed Assets	£46,400,000	-10.3%	£51,700,000	-50.1%	£103,700,000	-16.3%	£123,900,000	-44.3%	£222,300,000
 Stock	0	-	0	-	0	-	0	-	0
 Trade Debtors	0	-	0	-	0	-	0	-	0
 Cash	£1,800,000	-51.4%	£3,700,000	-92%	£46,100,000	997.6%	£4,200,000	-94.3%	£73,100,000
 Other Debtors	£72,500,000	8.2%	£67,000,000	-67.8%	£208,300,000	-7.9%	£226,200,000	169.3%	£84,000,000
 Miscellaneous Current Assets	0	-	0	-	0	-	0	-	0
 Total Current Assets	£74,300,000	5.1%	£70,700,000	-72.2%	£254,400,000	10.4%	£230,400,000	46.7%	£157,100,000
 Trade Creditors	£2,200,000	-24.1%	£2,900,000	-58%	£6,900,000	-9.2%	£7,600,000	58.3%	£4,800,000
 Bank Loans & Overdrafts	0	-	0	-	0	-	0	-	0
 Other Short Term Finance	0	-	0	-	0	-100%	£100,000	-95.8%	£2,400,000
 Miscellaneous Current Liabilities	£3,700,000	-7.5%	£4,000,000	-77.8%	£18,000,000	65.1%	£10,900,000	-33.5%	£16,400,000
 Total Current Liabilities	£5,900,000	-14.5%	£6,900,000	-72.3%	£24,900,000	33.9%	£18,600,000	-21.2%	£23,600,000
 Bank Loans & Overdrafts and LTL	£16,200,000	-21%	£20,500,000	-97.8%	£919,500,000	34%	£686,300,000	51.9%	£451,700,000
 Other Long Term Finance	0	-	0	-	0	-	0	-	0
 Total Long Term Liabilities	£16,200,000	-21%	£20,500,000	-97.8%	£919,500,000	34%	£686,300,000	51.9%	£451,700,000





Capital & Reserves

Date Of Accounts	31/12/14	(%)	31/12/13	(%)	31/12/12	(%)	31/12/11	(%)	31/12/10
 Called Up Share Capital	£130,000,000	-	£130,000,000	-	£130,000,000	-	£130,000,000	-	£130,000,000
 P & L Account Reserve	-£31,400,000	10.3%	-£35,000,000	95.1%	-£716,300,000	-49%	-£480,600,000	-112.7%	-£225,900,000
 Revaluation Reserve	-	-	-	-	-	-	-	-	-
 Sundry Reserves	-	-	-	-	-	-	-	-	-
 Shareholder Funds	£98,600,000	3.8%	£95,000,000	116.2%	-£586,300,000	-67.2%	-£350,600,000	-265.6%	-£95,900,000



Other Financial Items

Date Of Accounts	31/12/14	(%)	31/12/13	(%)	31/12/12	(%)	31/12/11	(%)	31/12/10
 Net Worth	£98,600,000	3.8%	£95,000,000	116.2%	-£586,300,000	-66.4%	-£352,300,000	-254.8%	-£99,300,000
 Working Capital	£68,400,000	7.2%	£63,800,000	-72.2%	£229,500,000	8.4%	£211,800,000	58.7%	£133,500,000
 Total Assets	£120,700,000	-1.4%	£122,400,000	-65.8%	£358,100,000	1.1%	£354,300,000	-6.6%	£379,400,000
 Total Liabilities	£22,100,000	-19.3%	£27,400,000	-97.1%	£944,400,000	34%	£704,900,000	48.3%	£475,300,000
 Net Assets	£98,600,000	3.8%	£95,000,000	116.2%	-£586,300,000	-67.2%	-£350,600,000	-265.6%	-£95,900,000

Cash Flow





Date Of Accounts	31/12/14	(%)	31/12/13	(%)	31/12/12	(%)	31/12/11	(%)	31/12/10
 Net Cashflow from Operations	-	-	-	-	-	-	-	-	-
 Net Cashflow before Financing	-	-	-	-	-	-	-	-	-
 Net Cashflow from Financing	-	-	-	-	-	-	-	-	-
 Increase in Cash	-	-	-	-	-	-	-	-	-

Miscellaneous

Date Of Accounts	31/12/14	(%)	31/12/13	(%)	31/12/12	(%)	31/12/11	(%)	31/12/10
Contingent Liability	NO	-	NO	-	NO	-	NO	-	NO
 Capital Employed	£114,800,000	-0.6%	£115,500,000	-65.3%	£333,200,000	-0.7%	£335,700,000	-5.6%	£355,800,000
 Number of Employees	402	-48.7%	783	-27.7%	1083	-10%	1204	-4.1%	1256
Accountants									
Auditors	PRICEWATERHOUSECOOPERS LLP								
Auditor Comments	The audit report contains no adverse comments								
Bankers	LLOYDS TSB BANK PLC								
Bank Branch Code									

Ratios

Date Of Accounts	31/12/14	31/12/13	31/12/12	31/12/11	31/12/10
 Pre-tax profit margin %	1.12	1115.70	16.04	14.48	6.67
 Current ratio	12.59	10.25	10.22	12.39	6.66
 Sales/Net Working Capital	0.52	1.08	0.40	0.45	0.75
 Gearing %	16.40	21.60	-156.80	-195.80	-471
 Equity in %	81.70	77.60	-163.70	-99.40	-25.50
 Creditor Days	22.49	15.34	27.59	29.02	17.40
 Debtor Days	-	-	-	-	-
 Liquidity/Acid Test	12.59	10.24	10.21	12.38	6.65
 Return On Capital Employed %	0.34	664.58	4.38	4.11	1.88
 Return On Total Assets	0.33	627.12	4.07	3.89	1.76

Employed %					
 Current Debt Ratio	0.05	0.07	-0.04	-0.05	-0.24
 Total Debt Ratio	0.22	0.28	-1.61	-2.01	-4.95
 Stock Turnover Ratio %	-	-	-	-	-
 Return on Net Assets Employed %	0.40	808	-2.49	-3.93	-6.98

Report Notes

There are no notes to display.

Status History

No Status History found

Event History

Date	Description
01/02/2016	Mr C.J. Ruffing has left the board
26/01/2016	New Board Member Ms S. White appointed
19/01/2016	Mr P.D. Ball has left the board
28/08/2015	Annual Returns
09/07/2015	Payment Data Update Received
08/07/2015	New Accounts Filed
08/07/2015	New Accounts Filed
24/08/2014	Annual Returns
16/07/2014	New Accounts Filed
16/07/2014	New Accounts Filed
15/07/2014	Mr D.A. Lambert has left the board
14/04/2014	Change in Reg.Office
14/04/2014	Change of Company Postcode
18/10/2013	New Board Member Mr P.D. Ball appointed
26/09/2013	Mr J.G. O'Grady has left the board

Rating History [Show graph](#)

Date	Rating	Description
01/02/2016	89	Very Low Risk
26/01/2016	95	Very Low Risk
19/01/2016	89	Very Low Risk
09/07/2015	95	Very Low Risk
13/05/2015	100	Very Low Risk
06/05/2015	98	Very Low Risk
28/04/2015	100	Very Low Risk
03/04/2015	98	Very Low Risk
24/08/2014	100	Very Low Risk
24/08/2014	83	Very Low Risk

Limit History [Show graph](#)

Date	Limit
01/02/2016	£6,500,000
26/01/2016	£6,900,000
19/01/2016	£6,500,000
09/07/2015	£6,900,000
13/05/2015	£6,950,000
06/05/2015	£6,800,000
28/04/2015	£6,950,000
03/04/2015	£6,800,000
24/08/2014	£6,950,000

Previous Company Names

No Previous Names found

Writ Details

No writs found

Statistics

Group	6 companies
Linkages	92 companies
Countries	In 39 countries

Summary

Holding Company	-
Ownership Status	Wholly Owned
Ultimate Holding Company	EASTMAN KODAK CO

Group Structure

Full

Company Name	Safe Number	Registered Number	Latest Key Financials	Consol. Accounts	Rating	Limit	Turnover
EASTMAN KODAK CO			-	-	-	-	
KODAK LIMITED	UK00005170	00059535	31.12.2014	N	89	£6,500,000	£35,600,000
HORSELL GRAPHIC INDU...	UK00002230	00031919	31.12.2014	N	N/R	-	
KODAK INTERNATIONAL...	UK01377954	01710783	31.12.2014	N	73	£5,400,000	
KODAK POLYCHROME GRAPH...	N/A	N/A	-	-	-	-	
KODAK POLYCHROME GRA...	NL01400953	27087949	31.12.2007	N	N/R	-	€33,707,839

Other Linked Companies

Name	Safe Number	Number	Latest Key Financials	Rating	Limit	Turnover
TECHNICOLOR	FR01547820	333773174	31.12.2014	40	€5,000,000	€65,947,357
KODAK GRAPHIC COMMUNICATIONS GMBH	DE01005547	HRB 24887	31.12.2008	28	€7,500	
KODAK HOLDING GMBH	DE01872836	HRB 17658	31.12.2014	31	€30,000	€112,850,602
KODAK GRAPHIC COMMUNICATIONS GMBH	DE01955640	HRB 131252	31.12.2008	N/R	-	€523,120,992
KODAK GMBH	DE01773035	HRB 15917	31.12.2008	28	€7,500	€27,828,104
PROJECT CEYLON LIMITED	UK02480942	02820389	31.12.2011	N/R	-	£28,330,000
KODAK	FR15832959	542097530	31.12.2014	77	€1,900,000	€66,170,319
LABORATOIRES KODAK	FR15831991	349600718	31.12.2014	19	€0	
EASTMAN KODAK HOLDINGS B.V.	NL01684093	30120189	31.12.2014	76	€13,350,000	
KODAK S.P.A.	IT02761912	MI1340191	31.12.2014	65	€1,625,000	€62,002,650
FREUNDORFER GMBH GESELLSCHAFT FÜR REPROTECHNIK	DE01177263	HRB 83239	31.12.2008	N/R	-	€11,653,905
KODAK NORDIC AKTIEBOLAG	SE00558012	5560193749	31.12.2014	97	1,850 KSEK	22,510 KSEK
KODAK NEDERLAND B.V.	NL01660456	30048767	31.12.2013	N/R	-	
GRASS VALLEY FRANCE SA	FR11854376	712023571	31.12.2013	55	€75,000	€31,680,000
KODAK NORGE AS	NO00137181	914553407	31.12.2013	N/R	-	
KODAK OY	FI00734508	01240487	31.12.2014	93	€310,000	€874,000
KODAK UNTERSTÜTZUNGSGESELLSCHAFT MBH	DE01022034	HRB 1917	31.12.2014	18	€0	
CREO CAPITAL NETHERLANDS B.V.	NL02004282	33304948	31.12.2008	N/R	-	
KODAK INDIA	WW01622945	00016767	-	N/R	-	
KODAK	ES04746857	34322	31.12.2014	80	€8,360,000	€6,651,121
1	2	3	4	5		

Mortgage Details

Mortgage Type:	DEPOSIT AGREEMENT TO SECURE OWN LIABILITIES
Date Charge Created:	01/08/11
Date Charge Registered:	06/08/11
Date Charge Satisfied:	-
Status:	OUTSTANDING
Person(s) Entitled:	LLOYDS TSB BANK PLC
Amount Secured:	ALL MONIES DUE OR TO BECOME DUE FROM THE COMPANY TO THE CHARGEES ON ANY ACCOUNT WHATSOEVER UNDER THE TERMS OF THE AFOREMENTIONED INSTRUMENT CREATING OR EVIDENCING THE CHARGE
Details:	ALL SUCH RIGHTS TO THE REPAYMENT OF THE DEPOSIT MEANING THE DEBT(S) ON THE ACCOUNT(S) DESCRIBED IN THE SCHEDULE BEING THE ACCOUNTS WITH THE BANK DENOMINATED IN STERLING DESIGNATED LTSA RE: KODAK LIMITED AND NUMBERED 1116903, SWISS FRANCS LTSA RE: KODAK LIMITED 24026925, EUROS LTSA RE: KODAK LIMITED 86421397, SWEDISH KRONER LTSA RE: KODAK LIMITED 29014372 AND US DOLLARS LTSA RE: KODAK LIMITED 11689584 AND ANY ACCOUNT(S) FOR THE TIME BEING REPLACING THE SAME AND ALL INTEREST OWING IN RESPECT THEREOF AND ALL DEPOSITS WITH THE BANKS TREASURY DIVISION IN THE NAME OF THE BANK RE THE COMPANY
Mortgage Type:	AN OMNIBUS GUARANTEE AND SET-OFF AGREEMENT
Date Charge Created:	30/01/07
Date Charge Registered:	01/02/07
Date Charge Satisfied:	-
Status:	OUTSTANDING
Person(s) Entitled:	LLOYDS TSB BANK PLC
Amount Secured:	ALL MONIES DUE OR TO BECOME DUE FROM THE COMPANY AND/OR ALL OR ANY OF THE OTHER COMPANIES NAMED THEREIN TO THE CHARGEES ON ANY ACCOUNT WHATSOEVER
Details:	ANY SUMS OR SUMS STANDING TO THE CREDIT OF ANY ONE OR MORE OF ANY PRESENT OR FUTURE ACCOUNTS OF THE COMPANY WITH THE BANK WHETHER SUCH ACCOUNTS BE DENOMINATED IN STERLING OR IN A CURRENCY OR CURRENCIES OTHER THAN STERLING.
Mortgage Type:	A DEED OF ASSIGNMENT TO AND OMNIBUS LETTER OF SET-OFF DATED 15 JULY 1991
Date Charge Created:	25/07/05
Date Charge Registered:	10/08/05
Date Charge Satisfied:	05/11/08
Status:	SATISFIED
Person(s) Entitled:	LLOYDS TSB BANK PLC
Amount Secured:	ALL MONIES DUE OR TO BECOME DUE FROM THE COMPANY AND/OR ALL OR ANY OF THE OTHER COMPANIES NAMED THEREIN TO THE CHARGEES ON ANY ACCOUNT WHATSOEVER
Details:	ANY SUM OR SUMS FOR THE TIME BEING STANDING TO THE CREDIT OF ANY ONE OR MORE OF ANY PRESENT OR FUTURE ACCOUNTS OF THE COMPANIES OR ANY OF THEM WITH THE BANK (INCLUDING ANY ACCOUNTS HELD IN THE BANK'S NAME WITH ANY DESIGNATION WHICH INCLUDES THE NAME(S) OF THE COMPANIES OR ANY OF THEM) WHETHER SUCH ACCOUNTS BE DENOMINATED IN STERLING OR IN A CURRENCY OR CURRENCIES OTHER THAN STERLING
Mortgage Type:	LEGAL CHARGE
Date Charge Created:	14/11/91
Date Charge Registered:	29/11/91
Date Charge Satisfied:	05/11/08
Status:	SATISFIED
Person(s) Entitled:	PAUL BURKE HARRISS AND CLIVE BURKE HARRISS
Amount Secured:	ALL MONIES DUE OR TO BECOME DUE FROM THE COMPANY TO THE CHARGEES UNDER THE TERMS OF THE CHARGE
Details:	28 & 29 PINNER PARK GARDENS AND LAND AT THE REAR OF 28 PINNER PARK GARDENS IN THE L/B OF HARROW T/NO'S NGL585886, NGL586950, NGL595616

Creditor Details

	Total Number	Total Value
Trade Creditors	0	-

No Creditor Data

Trade Debtors / Bad Debt Detail

	Total Number of Documented Trade	Total Value of Documented Trade	
Trade Debtors	34	£418,747	
Company Name		Amount	Statement Date
White Horse Press (Newbury) Limited		£86,652	15/04/2010
Thanet Press Ltd		£54,044	12/04/2011
Studio Print (North East) Ltd		£43,540	21/07/2011
The Website (Leeds) Ltd		£25,516	31/12/2013
The Lingfield Press Limited		£22,530	02/10/2009
Icon Print Group Ltd		£19,492	23/03/2012
Image Visual Communications Ltd		£18,836	03/10/2012
Expertise Media Limited		£14,452	12/01/2010
Sense Creative Limited		£13,496	12/03/2015
Daval Litho Limited		£12,896	05/02/2010
K O J Limited		£12,485	06/01/2010
J F Bruce Limited		£12,298	27/03/2012
Fibrenetix Storage Limited		£10,125	08/09/2009
Abba Litho (Sales) Limited		£9,974	10/03/2010
Abba Litho (Sales) Limited		£8,490	10/03/2010
Go Colour Limited		£8,103	25/03/2010
Lancaster Print Services Limited		£7,037	04/07/2014
Wayzgoose Limited		£6,486	09/02/2016
Advek Limited		£5,881	26/05/2010
L F H Brand Identity Consultants Limited		£4,659	20/04/2015
Bridge Offset Ltd		£3,488	26/07/2012
Intelligent Documnet Management Limited		£2,971	23/03/2010
Illustrated Stationery Limited		£2,821	18/02/2011
Hive Tech Ltd		£2,542	23/08/2012
Printselect Colour Ltd		£2,422	16/12/2014
Stanley Productions Limited		£2,173	26/07/2013
Prisma Imaging Ltd		£1,182	22/10/2010
Final Films Limited		£1,062	18/12/2009
Martin Park Machines 2 Limited		£998	25/03/2010
Tone Images Limited		£625	04/12/2009
Atlantic Print Limited		£500	27/07/2011
The Allesley Press Limited		£424	07/04/2010
Cull Micro Imaging Limited		£370	11/02/2013
Fotoquick Limited		£177	30/03/2012

Previous Director/Company Secretaries

Name	Current Directorships	Previous Directorships
John Gerard O'Grady	0	1
Kathren Margaret Mather	0	1
Ronald Geoffrey Thomas Sweetman	5	5
Helen Veronica Isaacs	7	5
Malcolm Alan John Rayner	0	2
Harold Richard Duffin	0	3
Bharat Chimanlal Shah	48	17
Dennis Gordon Lock	1	1
Jane Clare Allen	2	1
Jane Guinn	4	3
David Stanley Algar	19	17
Derek Alan Lambert	13	7
Nicholas Edward Bridgmore Brown	0	5
Robina Janet Wildman	2	3

Neil Francis Jorres	0	1
Alan William Payne	2	2
Michael George Harding	0	1
David George Webb	1	3
Phillip Timothy Gibbons	0	2
Brian McGowan	3	1
Paul Richard Clough	22	8
Paul Richard Clough	22	8
Colin Rodney Buchanan Thomson	1	5
Peter Edward Blackwell	5	13
Geoffrey Ronald Ball	2	13
Helen Susan Fletcher Rogers	11	11
Helen Susan Fletcher Rogers	11	11
Terence Richard Wright	2	7
Alan Dennis O'Neill	0	7
Gordon David Proctor	3	12
Francis Jean Quiers	0	1
David Hoover Nelander	0	1
Terence John Charlton	4	3
Anthony John Waterlow	2	12
Edward Charles Weller	1	1
Erroll John Yates	0	5
Julian Paul Fraser Baust	6	5
John Stanley Robinson	1	2
John Douglas Butler	1	1
James David Herbert McConnell	1	2
Charles Joseph Ruffing	0	1
Philip David Ball	0	1

Average Invoice Value £7176.58

Invoices available 1518

Paid 1506

Outstanding 12

Trade Payment Data is information that we collect from selected third party partners who send us information about their whole sales ledger.

	Within Terms	0-30 Days	31-60 Days	61-90 Days	91+ Days
Paid	858	604	21	12	11
Outstanding	4	2	4	0	2



Creditsafe UK
 Bryn House,
 Caerphilly Business Park,
 Van Rd,
 Caerphilly,
 CF83 3GG



www.creditsafeuk.com



twitter.com/creditsafeuk



facebook.com/creditsafeuk



linkedin.com/company/creditsafe

Registered in Wales. Company number: 03836192